



DESCRIPTION 2026 / 9905A RZ 350e  
COLOR OXYGEN WHITE  
VIN JTJBDADB0TA003796  
FINAL ASSEMBLY POINT TOYOTA, AICHI, JAPAN

Delivered by Truck to:  
LEXUS SAN DIEGO  
4970 KEARNY MESA ROAD  
SAN DIEGO CA92111

STANDARD EQUIPMENT UNLESS REPLACED BY INSTALLED OPTIONS

RZ 350e

STANDARD FEATURES

Mechanical & Performance

- \* Front-Wheel Drive
- \* Electric Motor with 221 Total System HP
- \* Lithium-Ion Traction Battery
- \* Dual-Voltage Charging Cable (120V & 240V outlets)
- \* NACS Charging Port with CCS1& J1772 Adapters
- \* Plug & Charge Capable

Exterior & Interior

- \* 18-in Alloy Wheels
- \* Power Rear Door
- \* Illuminated Front Badge
- \* Bi-LED Headlamps and LED Taillamps
- \* NuLuxe(R)-Trimmed Heated and Ventilated Power Front Seats with Driver's Memory
- \* Synthetic Leather-Trimmed Heated Steering Wheel with Memory
- \* Wireless Phone Charger

Safety / Advanced Technologies

- \* Lexus Safety System+ 3.0
- \* Blind Spot Monitor with Rear Cross Traffic Alert
- \* Digital Latch with Safe Exit Assist
- \* SmartAccess Card Key

Connected Technologies

- \* Lexus Interface with 14-in Touchscreen Display
- \* Connected Services Capable. 4G Network Dependent. See Lexus.com for Details.
- \* SiriusXM(R) 3-Month Trial Subscription
- \* Wireless Apple CarPlay(R) Integration
- \* Wireless Android Auto(TM) Capability

See Lexus.com/RZ for more details.

INSTALLED OPTIONS

BASE MANUFACTURER'S SUGGESTED RETAIL PRICE

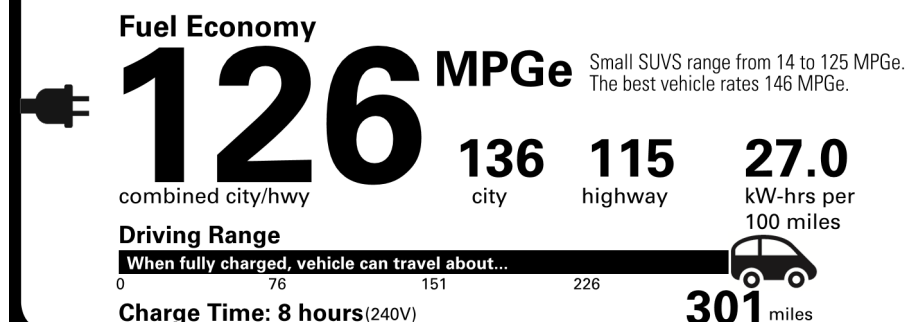
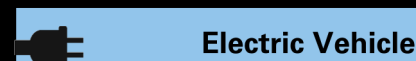
\$46,000.00

- |   |        |
|---|--------|
| ** Black Badge Overlays                               | 199.00 |
| ** Illuminated Door and Cargo Sills                   | 820.00 |
| ** Cargo Net, Carpet Cargo Mat, Key Gloves, Wheel Loc | 344.00 |

Not Original - Copy

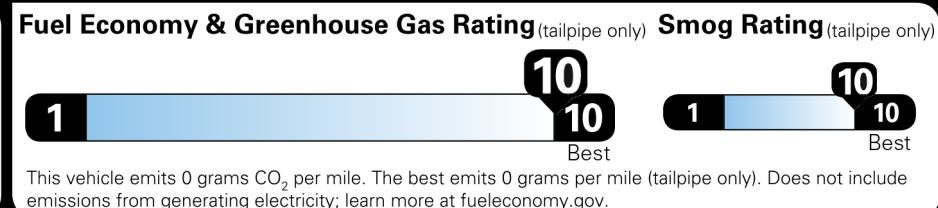
Created on 2026-01-05 11:22:57 (UTC)

EPA DOT Fuel Economy and Environment



You save **\$5,000** in fuel costs over 5 years compared to the average new vehicle.

Annual fuel cost **\$700**



Actual results will vary for many reasons, including driving conditions and how you drive and maintain your vehicle. The average new vehicle gets 29 MPG and costs \$8,500 to fuel over 5 years. Cost estimates are based on 15,000 miles per year at \$0.17 per kW-hr. MPGe is miles per gasoline gallon equivalent. Vehicle emissions are a significant cause of climate change and smog.

fueleconomy.gov Calculate personalized estimates and compare vehicles



MANUFACTURER'S SUGGESTED RETAIL PRICE† \$47,363.00

DELIVERY, PROCESSING AND HANDLING FEE 1,295.00

**TOTAL \$48,658.00**

GOVERNMENT 5-STAR SAFETY RATINGS

Overall Vehicle Score Not Rated

Based on the combined ratings of frontal, side and rollover. Should ONLY be compared to other vehicles of similar size and weight.

Frontal Crash Driver Passenger ★★★★★

Based on the risk of injury in a frontal impact. Should ONLY be compared to other vehicles of similar size and weight.

Side Crash Front seat Rear seat ★★★★★

Based on the risk of injury in a side impact.

Rollover Not Rated

Based on the risk of rollover in a single-vehicle crash.

Star ratings range from 1 to 5 stars (★★★★★) with 5 being the highest. Source: National Highway Traffic Safety Administration (NHTSA) www.safercar.gov or 1-888-327-4236

†Manufacturer's suggested retail price excludes delivery processing and handling fees, license and title fees, applicable federal, state and local taxes, and dealer and distributor options and accessories.

LEXUS IS PLEASED TO OFFER THE FOLLOWING OWNER SUPPORT PACKAGE WITH EACH NEW LEXUS

- \* 24-hour, 365-days/yr., roadside assistance plan
- \* 1st and 2nd scheduled maintenance services
- \* Limited reimbursement for certain emergency breakdowns

An extended service contract may be available for this vehicle. Ask dealer for details.

LML1E1N2S0F0W1

147 -0404 L219

